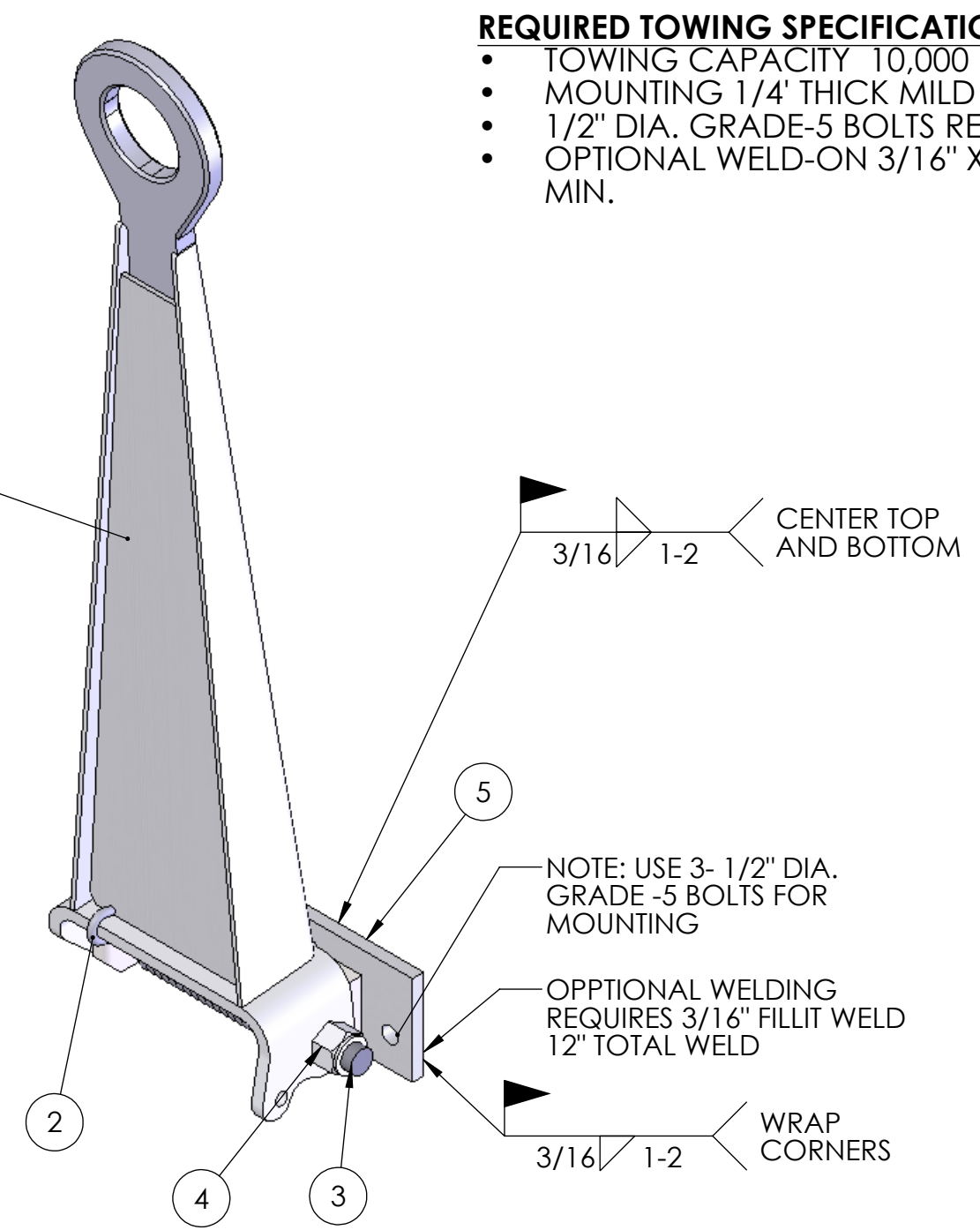
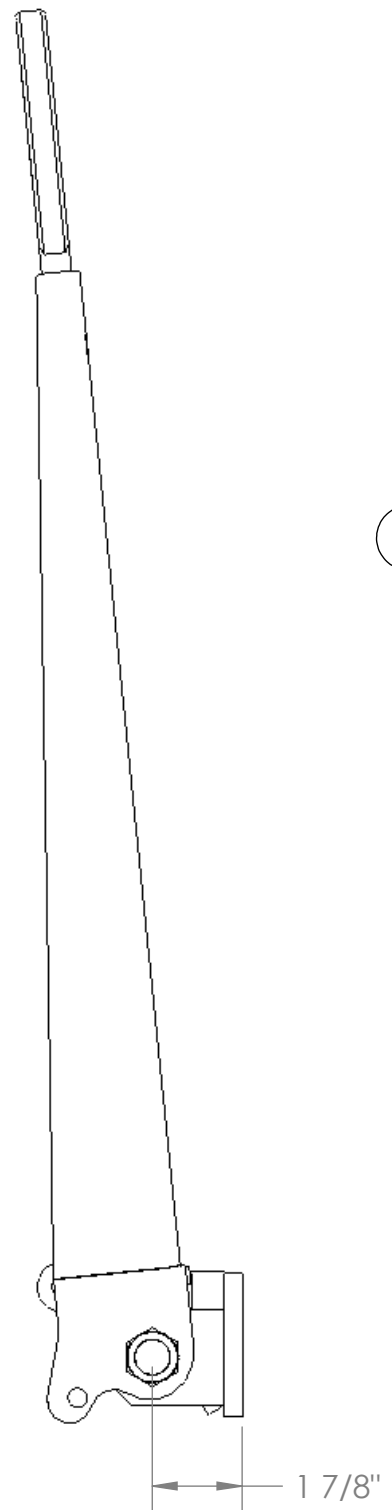
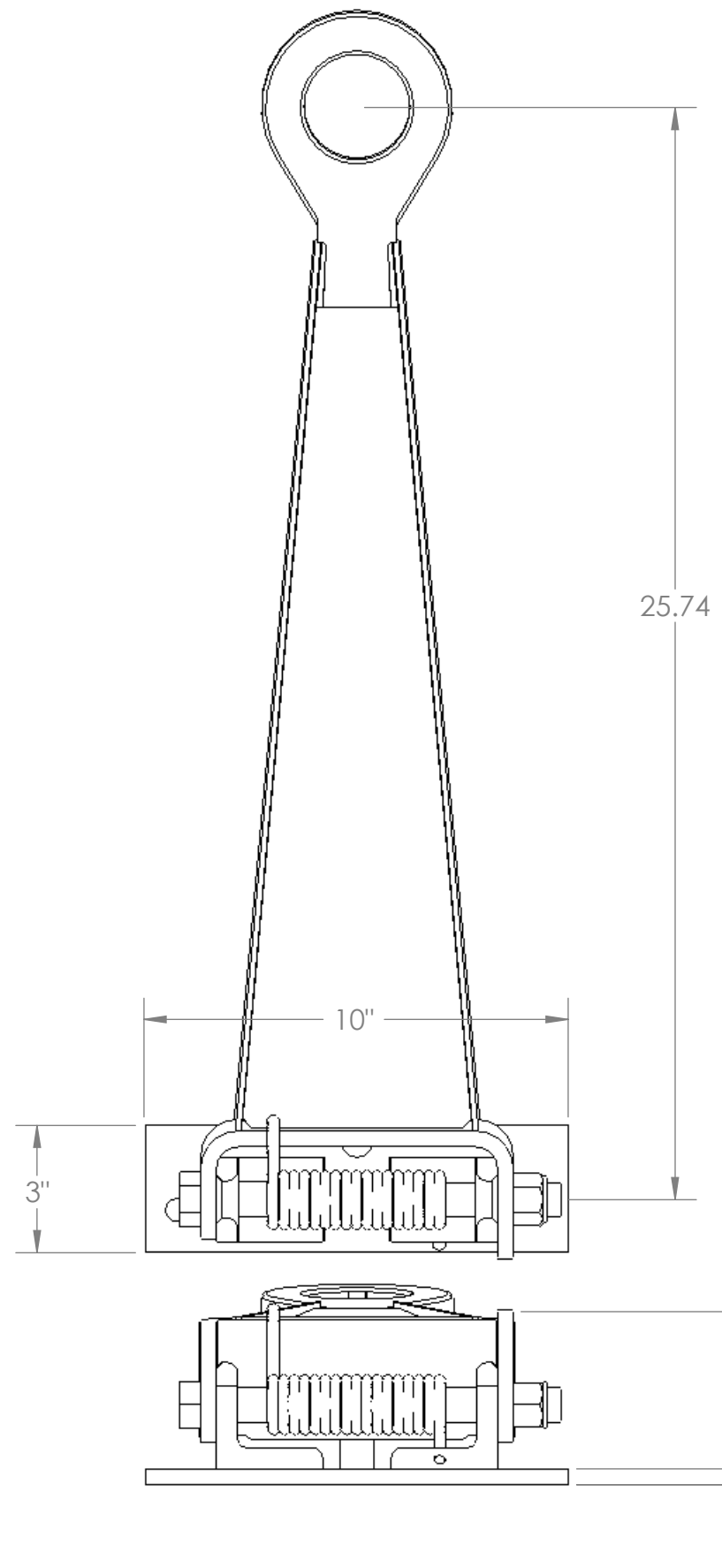


REVISIONS			
REV.	DESCRIPTION	DATE	APPROVED



- REQUIRED TOWING SPECIFICATIONS**
- TOWING CAPACITY 10,000 LBS.
  - MOUNTING 1/4" THICK MILD STEEL
  - 1/2" DIA. GRADE-5 BOLTS REQ'D.
  - OPTIONAL WELD-ON 3/16" X 12" MIN.

3/16 1-2 CENTER TOP AND BOTTOM

NOTE: USE 3- 1/2" DIA. GRADE -5 BOLTS FOR MOUNTING

OPTIONAL WELDING REQUIRES 3/16" FILLIT WELD 12" TOTAL WELD

3/16 1-2 WRAP CORNERS

**PROPRIETARY AND CONFIDENTIAL**  
 THE INFORMATION CONTAINED IN THIS DRAWING IS THE SOLE PROPERTY OF KINETIC TECHNOLOGIES. ANY REPRODUCTION IN PART OR AS A WHOLE WITHOUT THE WRITTEN PERMISSION OF KINETIC TECHNOLOGIES IS PROHIBITED.

DATE	
PROJECT NUMBER	
QTY PER CART	
NO. OF CARTS	

UNLESS OTHERWISE SPECIFIED:		NAME	DATE
DIMENSIONS ARE IN INCHES		DRAWN	D.FABEC 10-24-07
TOLERANCES:		CHECKED	
FRACTIONAL ±1/32		ENG APPR.	
ANGULAR: MACH ±1/2 BEND ±1		MFG APPR.	
TWO PLACE DECIMAL ±.015		Q.A.	
THREE PLACE DECIMAL ±.005		COMMENTS:	
MATERIAL			
SEE BOM			
FINISH			
POWDER COAT			
DO NOT SCALE DRAWING			

**KINETIC TECHNOLOGIES**  
 CLEVELAND OHIO 440.943.4111

**TOWBAR BOLT-ON ASSEMBLY**

SIZE	DWG. NO.	REV
<b>B</b>	<b>40352-CAMP</b>	<b>A</b>

WEIGHT: -21.71LBS. SHEET 1 OF 1