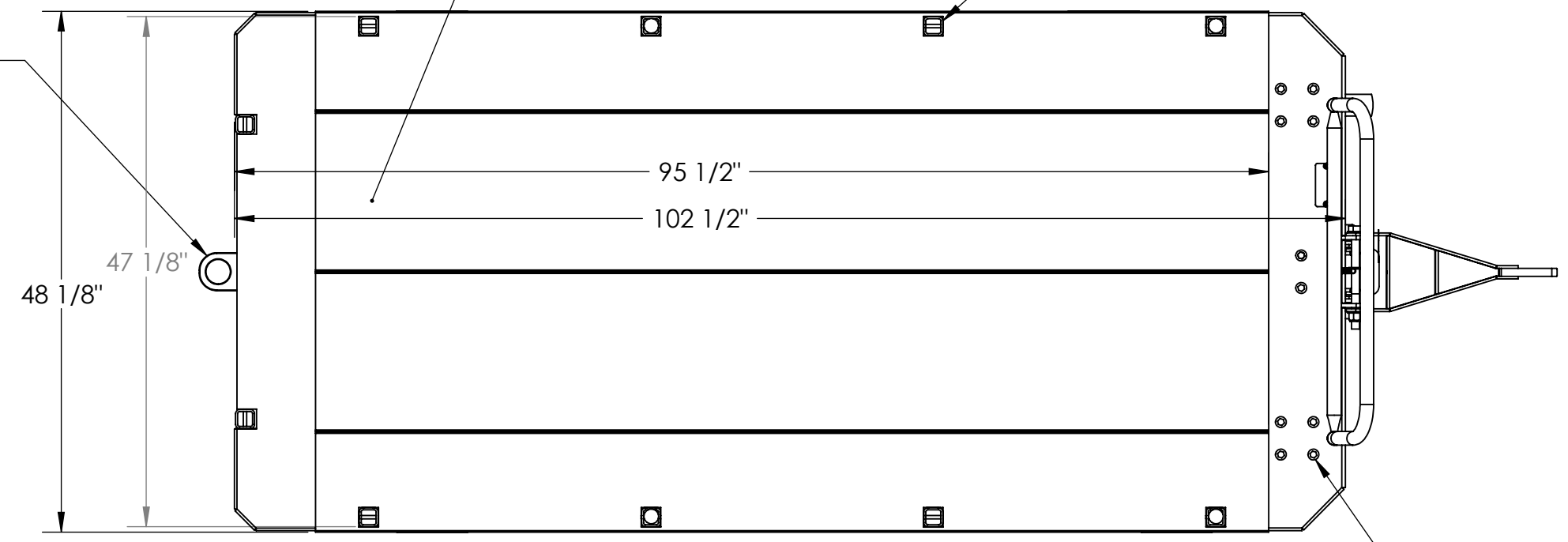


INDUSTRY STANDARD
STYLE HITCH
RECEIVER

FOUR PANEL DECK CONSTRUCTION
FOR STRENGTH AND LIGHT WEIGHT DESIGN

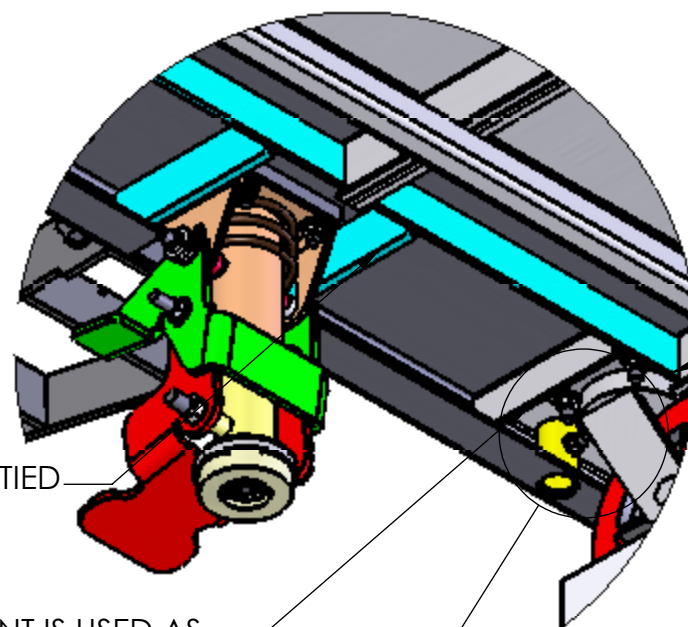
RECEIVER HOLES FOR
DUNNAGE POSTS
10 LOCATIONS



BUTTON HEAD BOLTS ARE RECESSED MOUNTED
FOR A SMOOTH NON-MARRING DECK

SUMMARY

- LOW PROFILE WAGON
- WEIGHT OF WAGON & HANDLE 333 LBS.
- 1200 LB CAPACITY
- (4) WHEELS
 - FRONT - 8 x 2 SOFT WHEEL / 10-1/8" SWIVEL CASTER, STANDARD 2.0 LEAD
 - REAR - 8 x 2 SOFT WHEEL / 10-1/8" RIGID RIG WELDED
- ACCOMMODATES 48 x 96" USABLE WORK AREA
- REMOVABLE DUNNAGE POST FOR SIDE AND CROSS LOCATIONS.
- DUNNAGE HANDLE AT TOWBAR END BOLT ON.
- INDUSTRY STANDARD STYLE HITCH ASSEMBLY
- INDUSTRY STANDARD STYLE TOWBAR
- 4 BEND HANDLE W/ CROSS BARS.
- K-TEC 8" FLOOR LOCK WITH SPECIAL FOOT PAD FOR POSITIVE GRIP..
- NO PAINT.

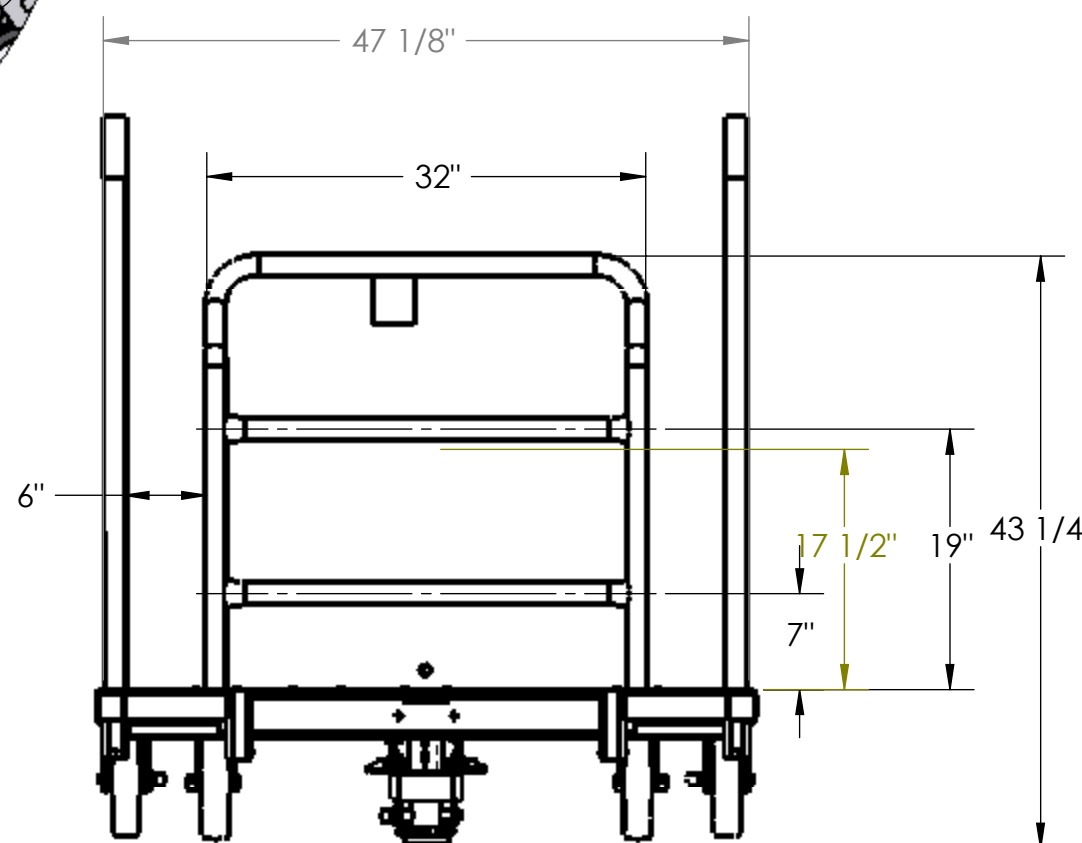


CROSS BAR TIES THE WHEEL
MOUNT AND DECK PANELS
TOGETHER FOR RIGIDITY.

TOW BAR MOUNTS ARE TIED
INTO CROSS BAR FOR
ADDED SUPPORT

WHEEL MOUNT IS USED AS
STRUCTURAL SUPPORT FOR
HANDLE

DETAIL G
SCALE 1 : 6

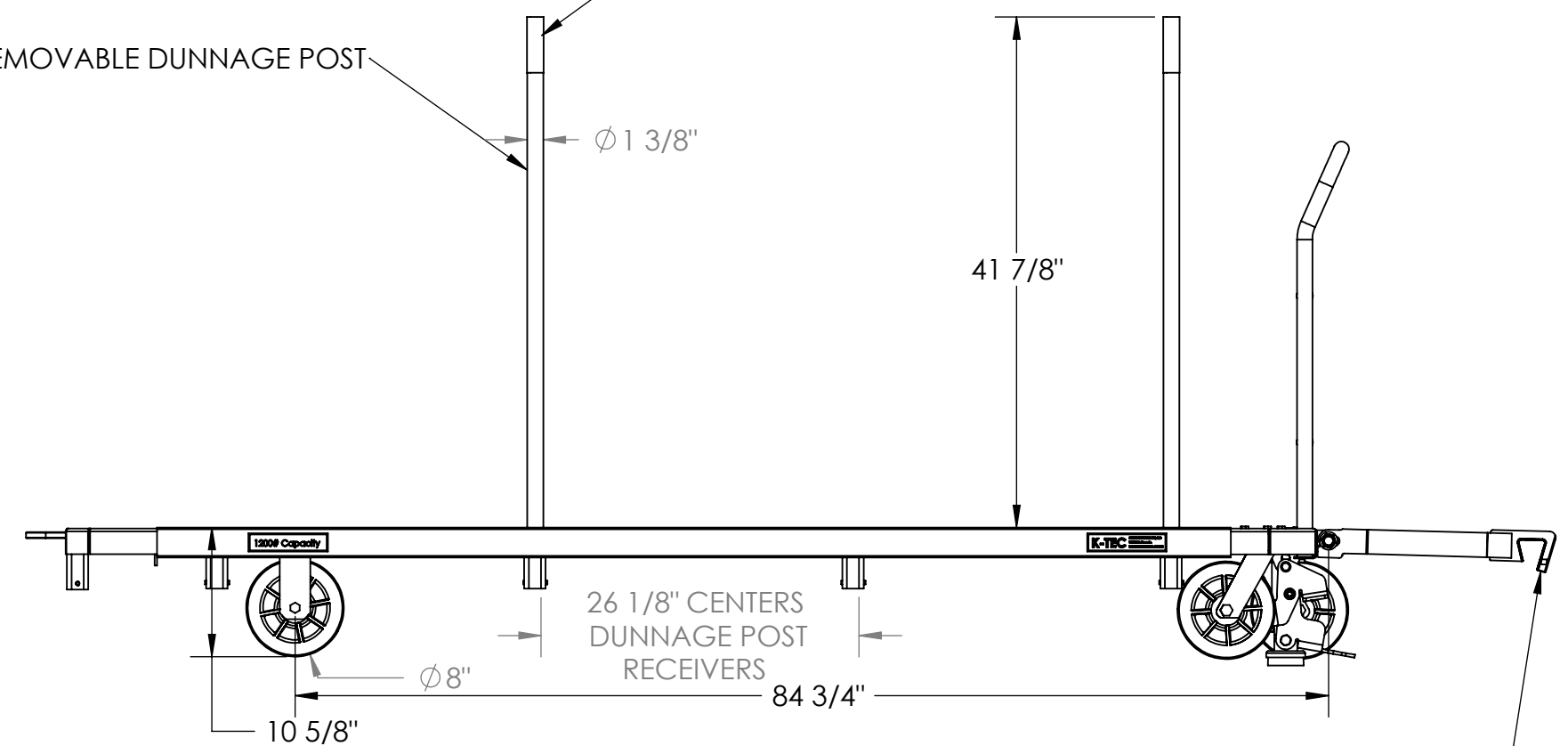


RED HAND GRIPS

REMOVABLE DUNNAGE POST

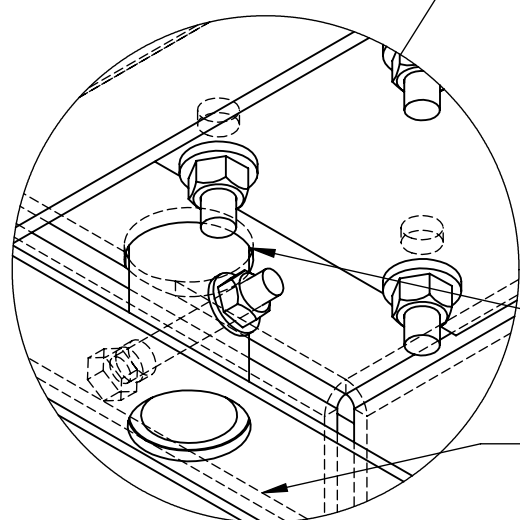
Ø 1 3/8"

41 7/8"



26 1/8" CENTERS
DUNNAGE POST
RECEIVERS

INDUSTRY HOOK STYLE TOWBAR



HANDLE IS SUPPORTED BY TWO 10 AND ONE 7-GUAGE
LAYERS OF METAL TO PROVIDE RIGIDITY

FLANGES ON WHEEL MOUNT
PROVIDE DOUBLE WALL FOR
SUPPORT

DETAIL H
SCALE 1 : 2

PROPRIETARY AND CONFIDENTIAL
THE INFORMATION CONTAINED IN THIS
DRAWING IS THE SOLE PROPERTY OF
KINETIC TECHNOLOGIES. ANY
REPRODUCTION IN PART OR AS A WHOLE
WITHOUT THE WRITTEN PERMISSION OF
KINETIC TECHNOLOGIES IS PROHIBITED.

DATE
PROJECT NUMBER
QTY PER CART
NO. OF CARTS

UNLESS OTHERWISE SPECIFIED:
DIMENSIONS ARE IN INCHES
TOLERANCES:
FRACTIONAL ±1/32
ANGULAR: MACH ±1/2 BEND ±1
TWO PLACE DECIMAL ±.015
THREE PLACE DECIMAL ±.005

DRAWN
CHECKED
ENG APPR.
MFG APPR.
Q.A.
COMMENTS:

KINETIC TECHNOLOGIES
CLEVELAND OHIO 440.943.4111
**48" x 96" STOCK MOVER
CART**

NAME
DATE 12/1/06

SIZE **C** DWG. NO. **6033 USER** REV **0**
SHIPPING WEIGHT: 361.54LBS. SHEET 1 OF 1